

MUSIC MAKERS: At The Keyboard

Lorna Lutz Heyge • Jill Citro Hannagan • Mary Louise Wilson



5

MUSIK
GARTEN[®]

CHILDREN'S BOOK 5

Dear _____,

Welcome to Book 5 of *Music Makers: At the Keyboard!*

By the time you have gotten to this point in *Music Makers: At the Keyboard* you have already learned to play many songs by ear in multiple positions on the keyboard. Your ability to read music has made it possible for you to play some of the same pieces that young pianists, from all over the world, have studied. You have been introduced to the great music of Bach, Beethoven, Chopin, Dvorak, Glinka, Hadyn, MacDowell, Mozart, and Saint-Saëns.

As you begin working in *Book 5*, you will encounter more music of Beethoven, Haydn, and Mozart, you will be introduced to Mouret and Bartok, and you will learn to play a piece by Ferdinand Beyer. Additionally, you will be treated to several improvised solos by Howard Baer. These will help to prepare you for making important decisions regarding the improvised solos you will be working on throughout this semester.

We will continue to work on playing scales, moving on to playing with both hands in parallel motion, and you will be learning to play *arpeggios*. There are several lively pieces to drum and dance to, challenging notation games to play, and a musical time-line that we will work on throughout the semester.

The assignments are laid out as in previous books: two pages for Keyboard Assignments and one page for Listening, Games, and Writing. Be sure to do all your assignments each week. Working carefully in your book, and with the CDs and notation games, in addition to practicing the piano will ensure that you become the well-rounded musician you are destined to be!

Congratulations on completing the first four books of this series. Continue to enjoy playing the songs from the previous two years!

Books 1 and 2

Listen for Bells
Who's That?
The Wild Horses
Hot Cross Buns
Ode to Joy
I Hear the Mill Wheel
See the Pony
Mary Had a Little lamb
Sea Shell
Down Comes Johnny
Bim Bam
John Kanaka

When the Train Comes Along
Drum Song
All the Little Ducklings
Willum
Lightly Row
Hop Up, My Ladies
Do As I'm Doing
Oranges and Lemons
Rain Dance; Iona
The Canoe Song
Green Gravel
Sonata in A
Danish Shoemaker's Dance

Book 3

Let us Chase the Squirrel
Billy, Billy
Debka Hora
I See the Moon
Hungarian Play Tune
French Folksong
Zum Gali Gali
Rocky Mountain
The Saints Get Ready
Alouette
When the Saints Go Marching In

Book 4

Fais Do-Do
Summ, Summ, Summ
John's Ideas
Billa Boo
Follow Me
Minuet
Largo
Mouse, Mousie
The Old Grey Cat
Aiken Drum

© 2008 Musikgarten/Music Matters

All rights reserved. No part of this publication may be produced, stored in a retrieval system, or transmitted in any form or by any means without the prior written permission of Music Matters, Inc.

Cover Art: Siegrit Hübner

Graphic Setting: Ann Martinez Dunn

Music Makers: At the Keyboard (an introductory method for groups of young beginners) includes the following:

Teacher's Guide 1, with activity cards and a lesson planning binder (Weeks 1-30)

Children's Book 1, with *Listening CD 1 & Practice CD 1* (Weeks 1-15)

Children's Book 2, with *Listening CD 2 & Practice CD 2* (Weeks 16-30)

Teacher's Guide 2, with activity cards and a lesson planning binder (Weeks 31-60)

Children's Book 3, with *Listening CD 3 & Practice CD 3* (Weeks 31-45)

Children's Book 4, with *Listening CD 4 & Practice CD 4* (Weeks 46-60)

Teacher's Guide 3, with activity cards and a lesson planning binder (Weeks 61-90)

Children's Book 5, with *Listening CD 5 & Practice CD 5* (Weeks 61-75)

Children's Book 6, with *Listening CD 6 & Practice CD 6* (Weeks 76-90)

The Musikgarten Music and Movement Series

Family Music for Babies

- newborn to 18 months

Family Music for Toddlers

- 15 months to 3½ years

The Cycle of Seasons

- 3 to 5 years

Music Makers: At Home & Around the World

- 4 to 8 years

Music Makers: Around the World at the Keyboard

- from age 5

Music Makers: At the Keyboard

- from age 6

Musikgarten Adults: Enjoying the Piano Together

Additional Programs:

God's Children Sing

Nimble & Quick

My Musical World

Seashore

My Neighborhood Community

Summer

Nature's Music

Twist & Turn

Nature Trail

Musikgarten/Music Matters

507 Arlington Street

Greensboro, NC 27406

1-800-216-6864

www.musikgarten.org

ISBN 1-885537-73-5

Keyboard Assignments

| | | | | | | | | |
|---------------------------------------|---|--|--|---|---|--|--|--|
| 1. <i>The Musical Clock</i> (p. 7) | | | | 5. F Major Scale | | | | |
| 2. Major scales, hands separately | C | | | 6. <i>The Bear Went Over the Mountain</i> (P5, Nos. 9-10) | | | | |
| | D | | | | | | | |
| | E | | | | | | | |
| | G | | | | | | | |
| | A | | | | | | | |
| 3. <i>I See the Moon</i> (CB4, p. 39) | | | | 7. Arpeggios, 2 octaves | C | | | |
| 4. <i>Bagpipe</i> (p. 11) | | | | | F | | | |
| | | | | | G | | | |
| | | | | Other keys | | | | |
| | | | | 8. <i>Bow To Your Partner</i> (p. 21) | | | | |
| | | | | 9. <i>My Solo Improvisation</i> (p. 22) | | | | |

Keyboard Assignments

| | | | | | | | |
|--|---|--|--|---|---|--|--|
| 10. Major scales, hands together, parallel motion | C | | | 14. <i>Twinkle, Twinkle</i> (p. 17) | | | |
| | D | | | | | | |
| | E | | | | | | |
| | G | | | | 15. <i>Friendly Conversation</i> Part 1 (p. 30) | | |
| | A | | | | Part 2 (p. 31) | | |
| 11. <i>Lavender's Blue</i> (p. 25) | | | | 16. <i>Hey! Let's Dance Together</i> (P5, Nos. 26-27) | | | |
| 12. <i>Country Gardens</i> (P5, Nos. 23-24) | | | | 17.* | | | |
| 13. Prepare for Mini-Musical | | | | 18.* | | | |
| | | | | *Space for Favorites from book 4 and Supplemental pieces. | | | |

Listening, Games, and Writing

Listen and sing often with Listening CD 5!

| | | | |
|--|--------------------------|---|---------------------------|
| 1. Writing: <i>Duple Composition</i> (p. 8) | | 18. Writing: <i>Fais Do-Do</i> in 6/8 and 3/4 (p. 23) | |
| 2. Games: Duple Rhythms with 16 ^{ths} | Games 1-3 (P5, Nos. 3-5) | 19. Writing: <i>My Solo Improvisations</i> (p. 22) | |
| | Games 4-6 (P5, Nos. 6-8) | 20. Writing: <i>Non-Harmonic Tones No. 2</i> (p. 20) | |
| 3. Listening: Haydn, 2 excerpts (L5, Nos. 3-4, p. 9) | | 21. Games: Major Chord Progressions | Games 1-3 (P5, No. 17-19) |
| 4. <i>La Montagnarde</i> (Mouret, L5, No. 2) | | | Games 4-6 (P5, No. 20-22) |
| 5. Writing: <i>Major Scales</i> (p. 12) | | 22. Listening: <i>Appassionata</i> (Beethoven, L5, No. 14, pp. 28-29) | |
| 6. Listening: <i>BaerTracs on the Drums</i> (P5, No. 1), drum with the recording. | | 23. Listening: <i>Brûu</i> (L5, No. 11) | |
| 7. Writing: <i>Matching Game</i> (p. 13) | | 24. Writing: <i>Brûu</i> (p. 24) | |
| 8. Listening: <i>Water Music</i> (Handel, L5, No. 8) | | 25. Writing: <i>Ode to Joy</i> (p. 27) | |
| 9. Listening: <i>Drum Rondo</i> (P5, No. 10), improvise sections B, C, etc. Perform with the CD. | | 26. Writing: <i>Country Gardens</i> (p. 40), write chords in notation. | |
| 10. Games: 3/4 Triple Song Rhythms | Game 1 (P5, No. 13) | 27. Listening: <i>German Dance</i> (Mozart, P5, No. 23) | |
| | Game 2 (P5, No. 14) | 28. Writing: <i>Major Chord Progressions</i> (p. 32) | |
| | Game 3 (P5, Nos. 15-16) | 29. Listening: <i>Marche Militaire</i> (Schubert, L5, No. 18) | |
| 11. Writing: <i>Non-Harmonic Tones No. 1</i> (p. 16) | | 30. Writing: <i>Major Scales</i> (p. 26) | |
| 12. Writing: <i>Ah! Vous dirai-je, Maman</i> (p. 39), write chords in notation | | 31. Listening: <i>Tarantella</i> (L5, No. 20) | |
| 13. Writing: <i>Songs in Triple</i> (p. 18) | | 32. Game: <i>Tarantella</i> (P5, No. 28), analyze with the Minor Chord Symbols (p. 35) | |
| 14. Listening: <i>Country Gardens</i> (L5, No. 1) | | 33. Writing: <i>Chord Tones in A Minor</i> (p. 33) | |
| 15. Writing: <i>Composition in 6/8 and 3/4</i> (p. 19) | | 34. Writing: <i>Minor Composition with i and V⁷ Chords</i> (p. 34) | |
| 16. Listening: <i>Variations on "Ah! Vous dirai-je, Maman"</i> (L5, No. 6, pp. 14-15) | | 35. Writing: <i>Time Line</i> (pp. 36-37): fill in Haydn, Mozart, Beethoven, Handel, Baer, and You | |
| 17. Listening: <i>BaerTracs on the Keyboard 1-4</i> (L5, Nos. 9-10, 12-13) | | | |

Notes

The Musical Clock



Franz Josef Haydn (1732 – 1809)



The musical score is written for piano in 4/4 time, F major. It consists of two systems of music. The first system includes fingering numbers (2, 1, 2, 1, 1, 3) and a dynamic marking of *mf*. The second system continues the melody and accompaniment.

The *Musical Clock* is adapted for piano from an original Haydn collection entitled *Pieces for Musical Clocks*.

Duple Composition


1. Take out your gold duple cards with sixteenth notes.
2. Choose any 3 cards and place them in a row.
3. Chant your composition. Do you like it?
4. If so, copy your composition below.



Play your composition on a drum.

Franz Josef Haydn

1732 – 1809



Franz Josef was born a poor peasant boy in Austria. He became a member of the boys' choir in Vienna when he was only 8 years old. There he learned to sing, play the violin, the harpsichord, the clavichord and the organ. During his life Mr. Haydn composed more than 150 pieces for keyboard instruments.


Sing this tune with *solfeccio*. Do you remember when we listened to it? (Listening CD1, No. 5) Fill in the title.

Mr. Haydn also composed many symphonies for orchestra. This is the opening tune from one of his most famous symphonies, called the *Surprise Symphony*. Why is it called a surprise symphony?

Scales


Draw the notes for the scales below. Use whole notes.

D Major Scale



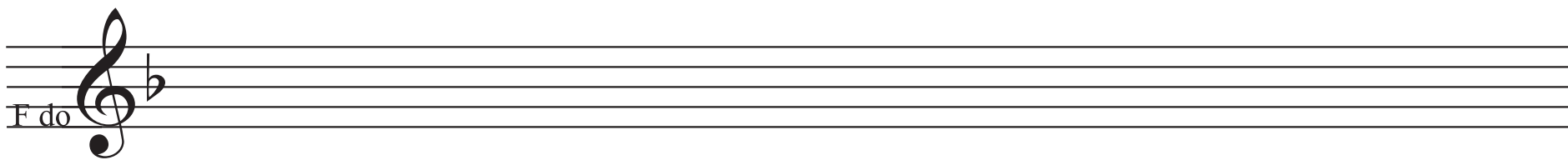
A musical staff in treble clef with a key signature of two sharps (F# and C#). The first note is a whole note D on the second line, labeled "D do". Below the staff is a dashed line with the word "do" written above it.

D Major Scale




A musical staff in bass clef with a key signature of two sharps (F# and C#). The first note is a whole note D on the second space, labeled "D do". Below the staff is a dashed line with the word "do" written above it.

F Major Scale



A musical staff in treble clef with a key signature of one flat (Bb). The first note is a whole note F on the first space, labeled "F do". Below the staff is a dashed line with the word "do" written above it.

F Major Scale



A musical staff in bass clef with a key signature of one flat (Bb). The first note is a whole note F on the first space, labeled "F do". Below the staff is a dashed line with the word "do" written above it.

Ode to Joy

Beethoven (1770 – 1827)

Draw a circle around each of the non-harmonic tones. The first one has been done for you.

The first system of musical notation for 'Ode to Joy' in D major, 2/4 time. The treble clef staff begins with a 'D do' label. The first measure contains a quarter note D4, which is circled in red. The second measure contains a quarter note E4. The third measure contains a quarter note F#4. The fourth measure contains a quarter note G4. The bass clef staff contains a whole note chord of D4, F#4, and A4 in the first measure, and a quarter note D4 in the second measure, followed by quarter notes F#4 and A4 in the third and fourth measures respectively.

The second system of musical notation. The treble clef staff contains a whole note chord of D4, F#4, and A4 in the first measure, and a quarter note D4 in the second measure, followed by quarter notes F#4 and A4 in the third and fourth measures respectively. The bass clef staff contains a quarter note D4 in the first measure, followed by quarter notes F#4 and A4 in the second and third measures, and a quarter note D4 in the fourth measure.

The third system of musical notation. The treble clef staff contains a quarter note D4 in the first measure, followed by quarter notes F#4 and A4 in the second and third measures, and a quarter note D4 in the fourth measure. The bass clef staff contains a quarter note D4 in the first measure, followed by quarter notes F#4 and A4 in the second and third measures, and a quarter note D4 in the fourth measure.

The fourth system of musical notation. The treble clef staff contains a whole note chord of D4, F#4, and A4 in the first measure, and a quarter note D4 in the second measure, followed by quarter notes F#4 and A4 in the third and fourth measures respectively. The bass clef staff contains a quarter note D4 in the first measure, followed by quarter notes F#4 and A4 in the second and third measures, and a quarter note D4 in the fourth measure.

Note: We usually play the V^7 chord with just 3 notes: *ti*, *fa*, and *sol*. It actually contains 4 notes: *ti*, *re*, *fa*, and *sol*.

Therefore, *re* is not a non-harmonic tone as it appears in this composition (measures 2, 4, 6, 8, 9, 10, 11, 14, and 16).

Listening CD 5

1. *Country Gardens* – Orchestra
2. *La Montagnarde* (Mouret) – Piano
3. *Clock Symphony*, No. 101 (Haydn, excerpt from Movement 2) – Orchestra
4. *Surprise Symphony*, No. 94 (Haydn, excerpt from Movement 2) – Orchestra
5. *The Bear Went Over the Mountain* – Baritone, Bass Clarinet, Piano
6. *Variations on “Ah! Vous dirai-je, Maman,”* K. 265 (Mozart, excerpts) – Piano
7. *Hey! Let’s Dance Together* – Children, Recorder, Guitar, Drum
8. *Water Music* (Handel, excerpt) – Orchestra
9. *BaerTrac 1* – Piano
10. *BaerTrac 2* – Piano
11. *Brûu* – Folk Instrument Ensemble
12. *BaerTrac 3* – Piano
13. *BaerTrac 4* – Piano
14. *Appassionata Sonata*, Op. 57 (Beethoven, Sonata in f, excerpt from Movement 1) – Piano
15. *Jericho* – Baritone, Trumpet, Tuba, Bass, Drums, Cymbal, Hi-hat, Violin, Cello, Piano
16. *German Dance*, K605, No. 3 (Mozart, *Trio* from *The Sleighride*) – Piano
17. *Piano Concerto in G*, K453 (Mozart, excerpt from Movement 1)
18. *Marche Militaire*, Opus 51 (Schubert, excerpt) – Piano
19. *From the Diary of a Fly* (Bartok) – Piano
20. *Tarantella* – Piano

Practice CD 5

1. *BaerTracs on the Drums 1* – Instructions
2. *BaerTracs on the Drums 1*
3. **Duple Rhythms with 16th Notes, Game 1**
4. **Duple Rhythms with 16th Notes, Game 2**
5. **Duple Rhythms with 16th Notes, Game 3**
6. **Duple Rhythms with 16th Notes, Game 4**
7. **Duple Rhythms with 16th Notes, Game 5**
8. **Duple Rhythms with 16th Notes, Game 6**
9. *The Bear Went Over the Mountain* – Patterns for Solfeggio
10. *The Bear Went Over the Mountain* – Keyboard Patterns
11. *BaerTracs on the Drums 2* – Instructions
12. *BaerTracs on the Drums 2*
13. **3/4 Triple Song Rhythms, Game 1**
14. **3/4 Triple Song Rhythms, Game 2**
15. **3/4 Triple Song Rhythms, Game 3**
16. **3/4 Triple Song Rhythms, entire melody**
17. **Major Chord Progressions, Game 1**
18. **Major Chord Progressions, Game 2**
19. **Major Chord Progressions, Game 3**
20. **Major Chord Progressions, Game 4**
21. **Major Chord Progressions, Game 5**
22. **Major Chord Progressions, Game 6**
23. *Country Gardens* – Patterns for Solfeggio
24. *Country Gardens* – Keyboard Patterns
25. *German Dance* (Mozart, *Trio*) – for analysis
26. *Hey! Let’s Dance Together* – Patterns for Solfeggio
27. *Hey! Let’s Dance Together* – Keyboard Patterns
28. *Tarantella* – for analysis

Notation Games

Duple Rhythms with 16th Notes (8 cards, gold border)
3/4 Triple song Rhythms (2 sets of 12 cards, red border; 3/4 and 6/8 Time Signatures)
Major Chord Progressions (8 cards, burgundy border)
Song Cards: *The Bear Went Over the Mountain*, *Country Gardens*, *Hey! Let’s Dance Together*
Minor Chord Symbols (19 cards, green border)